

30.600 G

OEM Pressure Transmitter Low Cost

Applications

- ▶ mechanical and plant engineering
- ▶ general industrial applications

Characteristics

- ▶ ceramic sensor
- ▶ accuracy 1 % FSO according to IEC 60770
- ▶ nominal pressure ranges from 0 ... 1.6 bar up to 0 ... 250 bar



Technical Data



Input pressure range													
Nominal pressure gauge	[bar]	1.6	2.5	4	6	10	16	25	40	60	100	160	250
Overpressure	[bar]	5	5	12	12	20	50	50	120	120	200	400	400
Burst pressure \geq	[bar]	7	7	15	15	25	70	70	150	150	250	500	500
Vacuum resistance		unlimited											

Output signal / Supply	
Standard	2-wire: 4 ... 20 mA / $V_S = 8 \dots 32 V_{DC}$
Options	3-wire: 0 ... 10 V / $V_S = 14 \dots 30 V_{DC}$
	3-wire ratiometric: $V_{Sig} = 0.5 \dots 4.5 V$ / $V_S = 5 \pm 0.5 V_{DC}$

Performance	
Accuracy ¹	$\leq \pm 1 \% \text{ FSO}$
Permissible load	2-wire: $R_{max} = [(V_S - V_{Smin}) / 0.02 A] \Omega$ 3-wire: $R_{min} = 10 k\Omega$
Influence effects	supply: 0.05 % FSO / 10 V load: 0.05 % FSO / $k\Omega$
Response time	2-wire: $\leq 10 \text{ msec}$ 3-wire: $\leq 3 \text{ msec}$
Measuring rate	1 kHz

¹ accuracy according to IEC 60770 – limit point adjustment (non-linearity, hysteresis, repeatability)

Thermal effects (Offset and Span) / Permissible temperatures			
Thermal error	$\leq \pm 0.5 \% \text{ FSO} / 10 K \text{ (typ.)}$	in compensated range	-25 ... 85 °C
Permissible temperatures	medium: -25 ... 125 °C	electronics / environment:	-25 ... 85 °C
		storage:	-40 ... 85 °C

Electrical protection	
Short-circuit protection	permanent 3-wire ratiometric: none
Reverse polarity protection	no damage, but also no function
Electromagnetic protection	emission and immunity according to EN 61326

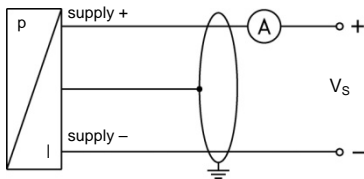
Mechanical stability	
Vibration	10 g, 25 Hz ... 2 kHz according to DIN EN 60068-2-6
Shock	500 g / 1 msec according to DIN EN 60068-2-27

Materials	
Pressure port / housing	stainless steel 1.4301 (304)
Seals (media wetted)	FKM others on request
Diaphragm	ceramics Al ₂ O ₃ 96 %
Media wetted parts	pressure port, seals, diaphragm
Miscellaneous	
Weight	approx. 120 g
Current consumption	2-wire: max. 25 mA 3-wire ratiometric: typ. 1.5 mA 3-wire voltage: typ. 5 mA (short circuit current: max. 20 mA)
Long term stability	≤ ± 0.3 % FSO / year at reference conditions
Operational life	> 100 x 10 ⁶ cycles
CE-conformity	EMC Directive: 2004/108/EC Pressure Equipment Directive: 97/23/EC (module A)²

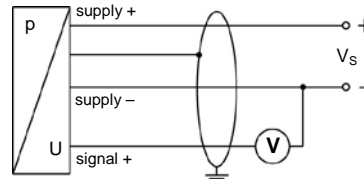
² This directive is only valid for devices with maximum permissible overpressure > 200 bar

Wiring diagrams

2-wire-system (current)



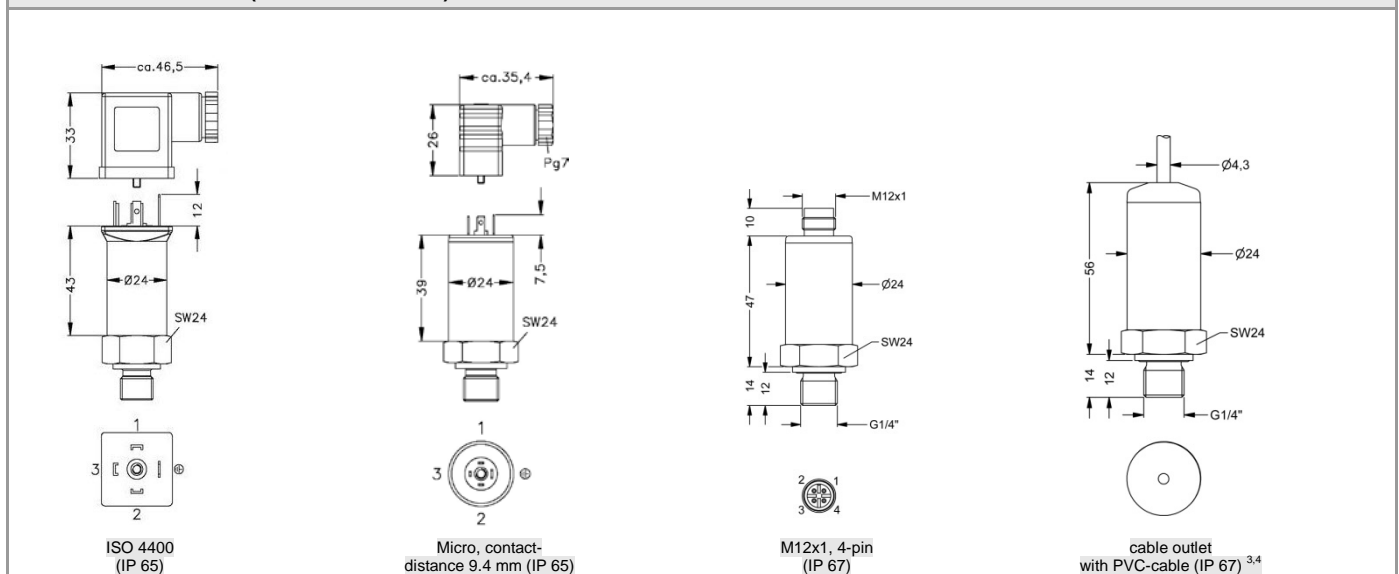
3-wire-system (voltage)



Pin configuration

Electrical connection	ISO 4400	Micro (contact distance 9.4 mm)	M12x1 (4-pin), plastic	cable colours (DIN 47100)
Supply +	1	1	1	wh (white)
Supply -	2	2	2	bn (brown)
Signal + (for 3-wire)	3	3	3	gn (green)
Shield	ground pin	ground pin	4	gn/ye (green / yellow)


Electrical connections (dimensions in mm)



³ standard: 2 m PVC cable without ventilation tube (permissible temperature: -5 ... 70 °C)

⁴ different cable types and lengths available, permissible temperature depends on kind of cable

Mechanical connection (dimensions in mm)



This data sheet contains product specification, properties are not guaranteed. Subject to change without notice.

