

## VMZ.2 induQ®



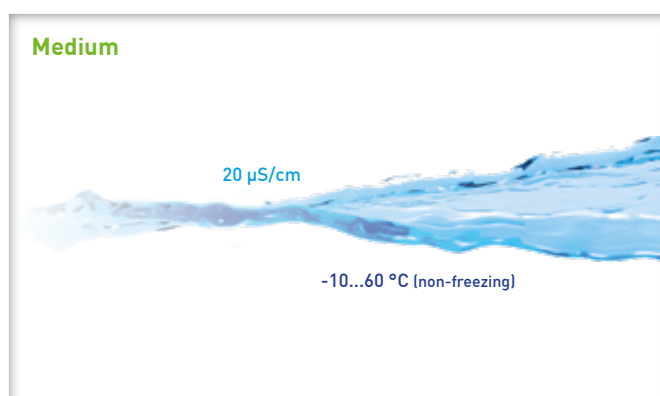
US version available

VMZ15

*The US versions are separate products. The units are not converted, but pre-configured at the factory for the respective variants.*


### Product features

- Repeatability  $\leq 1\%$  of reading  
→ Reassures process reliability
- **[1]** Free cross section  
→ Very low pressure drop
- **[2]** Works independent from position
- No moving parts  
→ No wear, insensitive to particles
- Six nominal diameters available
- Hastelloy® option available  
→ Suitable for corrosive liquids
- Insensitive to changes of viscosity  
→ Consistent accuracy
- High sampling rate  
→ Works for oscillation flow
- Delivery includes works calibration certificate



### Works calibration certificate

- Traceable by serial number
- 100% final testing in a water test bench
- 5 points calibration



**Markets/Applications:**

- **General Engineering:**  
Measuring of cooling water, measuring of waste water, dosing of mold release agents
- **Cleaning Industry:**  
Dosing of detergents and other additives
- **Agriculture and Livestock:**  
Dosing of water, fertilizer, fungicides and pesticides, measuring of water and liquid feed supplements
- **Concrete Production:**  
Dosing of agents and colours
- **Exhaust Gas Cleaning:**  
Dosing of AdBlue

Customer Benefit	
Series	VMZ.2
	<ul style="list-style-type: none"> <li>• Cost optimised plastic version</li> <li>• Compact lightweight construction</li> <li>• Specially for series applications</li> <li>• Best price-performance ratio</li> </ul>

Type	VMZ03	VMZ06	VMZ08	VMZ15	VMZ20	VMZ25
<b>Technical data</b>						
Nominal diameter	DN 3	DN 6	DN 8	DN 15	DN 20	DN 25
Nominal pipe size	1/16"	1/4"	1/4"	3/4"	3/4"	1"
Process connection [male thread]	G3/8	G1/2	G1/2	G3/4	G 1	G 1 1/4
Process connection [male thread]	3/8" NPT	1/2" NPT	1/2" NPT	3/4" NPT	1" NPT	1 1/4" NPT
Inner diameter [mm]	3	6	8	14	18	25
Inner diameter [inch]	0.118	0.31	0.31	0.55	0.71	0.98
Flow range [l/min]	0.1...2	0.25...5	1...20	2.5...50	5...200	12.5...250
Flow range [US gpm]	0.026...0.53	0.066...1.3	0.26...5.3	0.66...13.2	1.3...53	3.3...66
Accuracy*	±0.7 % of reading ±0.3 % of range					
Repeatability	±1 %					
Response time	<100 ms					
Signal output starting from [l/min]	0.05	0.1	0.25	1	4	5
Signal output starting from [US gpm]	0.013	0.026	0.07	0.27	1.06	1.32
Max. Flow rate [l/min]	2.5	6	25	60	240	300
Max. Flow rate [US gpm]	0.66	1.58	6.6	15.8	63.4	79.2
Medium / min. conductivity of medium	Water and other conductive liquids / 20 µS/cm					
Medium temperature	-10...60 °C (non-freezing)					
Medium temperature	14...140 °F (non-freezing)					
Ambient temperature	5...60 °C					
Ambient temperature	41...140 °F					
Storage temperature	-15...60 °C					
Storage temperature	5...140 °F					
Max. pressure rating	10 bar at 20 °C, 8 bar at 40 °C, 6 bar at 60 °C					
Max. pressure rating	145 psi at 68 °F, 116 psi at 104 °F, 87 psi at 140 °F					
Indications	LED green, flow proportional flashing					
Degree of protection EN 60529	IP65 (with attached cable socket)					

\* Test conditions: Ex works, water 23 °C [73 °F]

Type	VMZ03	VMZ06	VMZ08	VMZ15	VMZ20	VMZ25
<b>Electrical data</b>						
<b>Electrical connection</b>	4 pin plug connector M12 x 1					
<b>Power supply</b>	12...24 VDC (±10 %)*					
<b>Power consumption</b>	Typical 1.1 W, max. 3.6 W					
<b>Electrical protection measures</b>	Short-circuit proof and polarity protection					

\* Voltage output 0.5...10 V only available with 16...24 VDC

Three different versions available:

- Frequency output
- Analogue output 4...20 mA and frequency output
- Analogue output 0.5...10 V and frequency output

Frequency output	VMZ03	VMZ06	VMZ08	VMZ15	VMZ20	VMZ25
<b>Pulse rate [pulses/l]*</b>	10 000	4000	1000	400	200	80
<b>Pulse rate [pulses/gallon]*</b>	30 000	15 000	3000	1500	750	300
<b>Resolution [ml/pulse]*</b>	0.1	0.25	1	2.5	5	12.5
<b>Signal shape</b>	Square wave signal, pulse duty ratio 50:50, Push-Pull					
<b>Signal current</b>	Max. 100 mA					

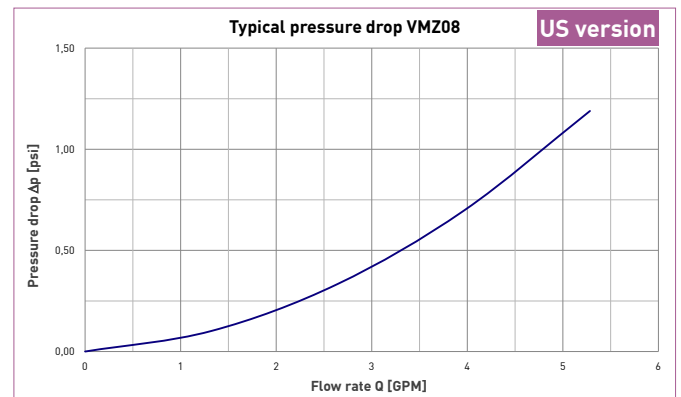
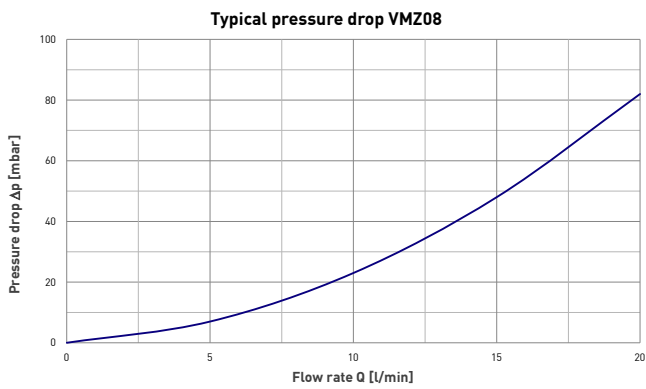
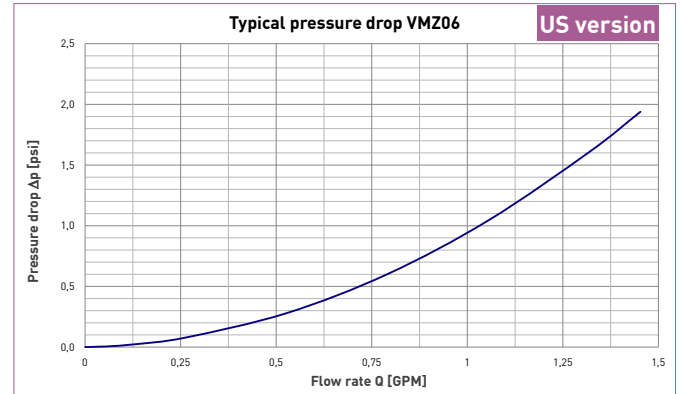
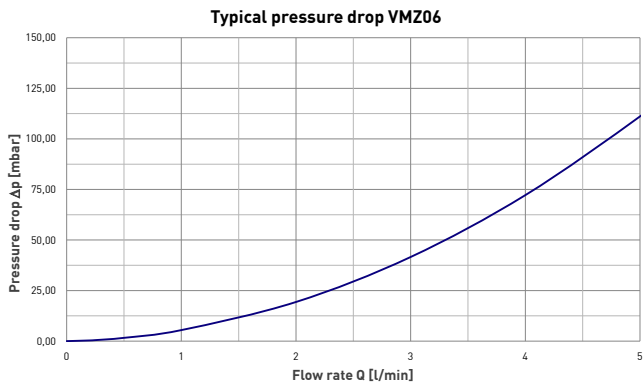
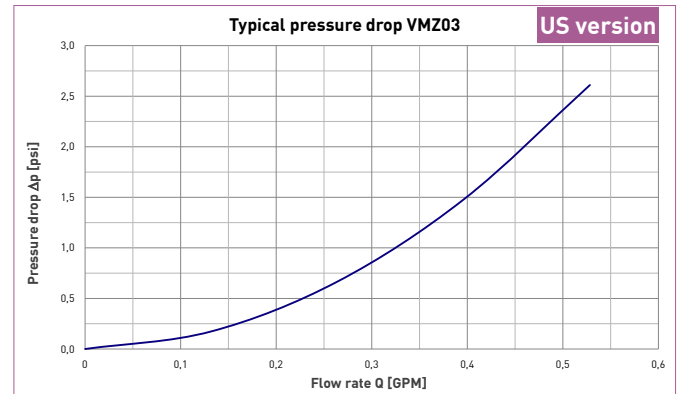
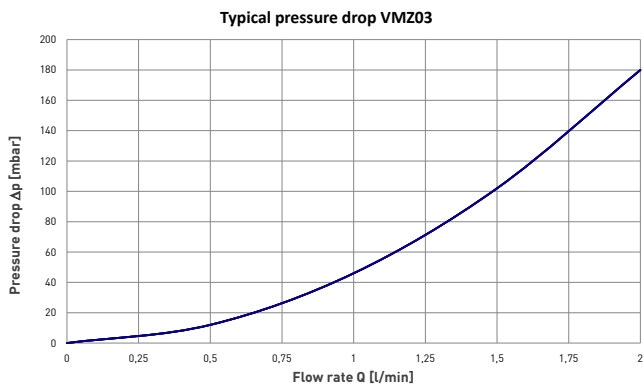
Analogue output 4...20 mA	VMZ03	VMZ06	VMZ08	VMZ15	VMZ20	VMZ25
<b>Corresponds to flow rate [l/min]**</b>	0...2	0...5	0..20	0...50	0...200	0...250
<b>Corresponds to flow rate [US gpm]**</b>	0...0.53	0...1.3	0...5.3	0...13.2	0...53	0...66
<b>Max. burden</b>	250 Ω against GND					

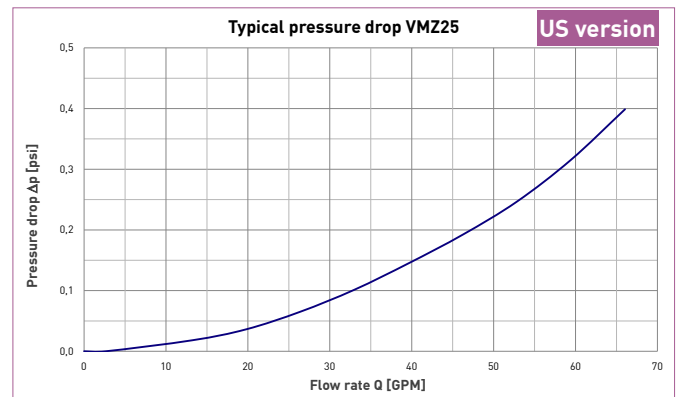
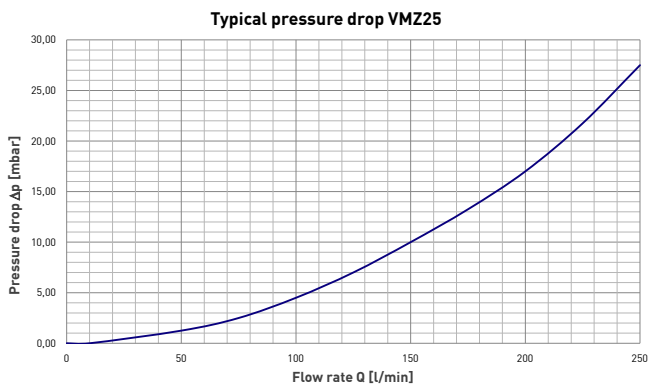
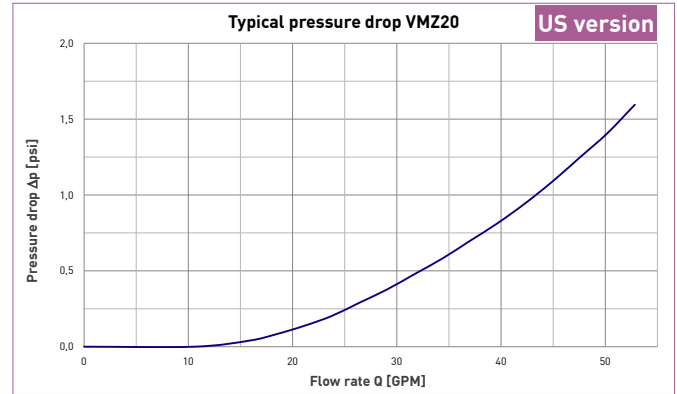
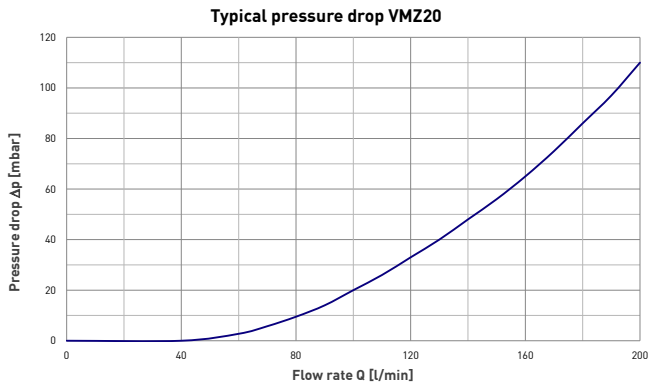
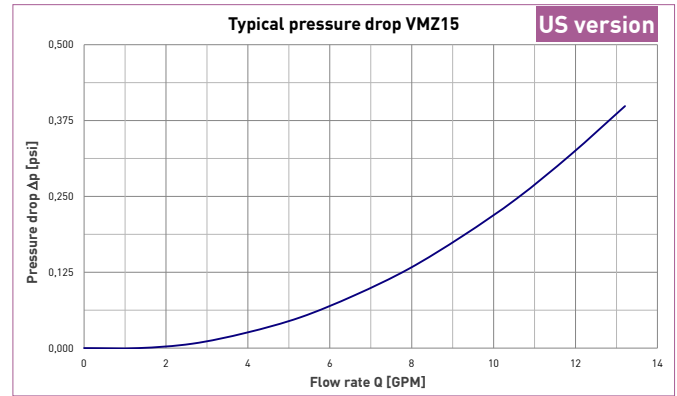
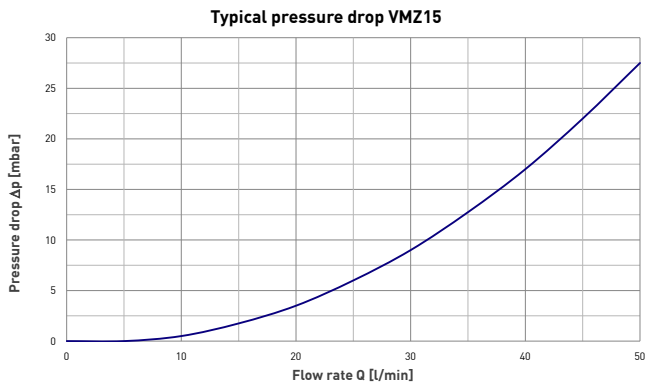
Analogue output 0.5...10 V	VMZ03	VMZ06	VMZ08	VMZ15	VMZ20	VMZ25
<b>Corresponds to flow rate [l/min]**</b>	0...2	0...5	0..20	0...50	0...200	0...250
<b>Corresponds to flow rate [US gpm]**</b>	0...0.53	0...1.3	0...5.3	0...13.2	0...53	0...66

\* Other pulse rates/resolutions available on request, optional: output signal with lower frequency, designed specifically for connection to digital PLC inputs

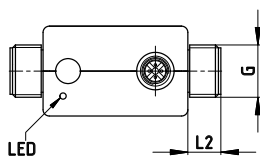
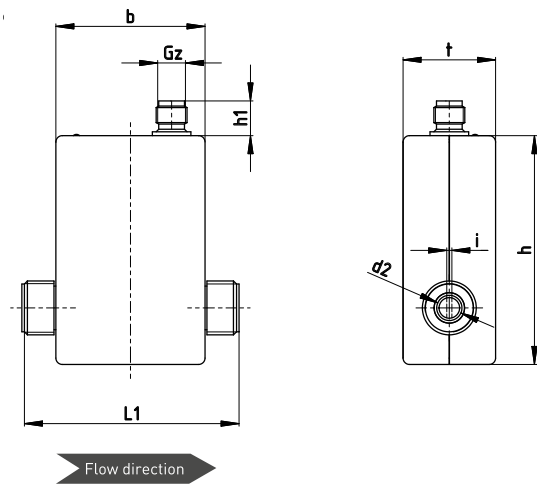
\*\* Other ranges available on request

<b>Options</b>	
For type	On request
VMZ	<ul style="list-style-type: none"> <li>→ Frequency output</li> <li>Signal shape: NPN or PNP open collector</li> <li>→ O-Ring</li> <li>Material: FKM</li> </ul>

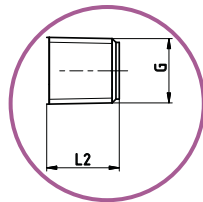




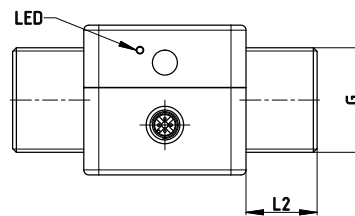
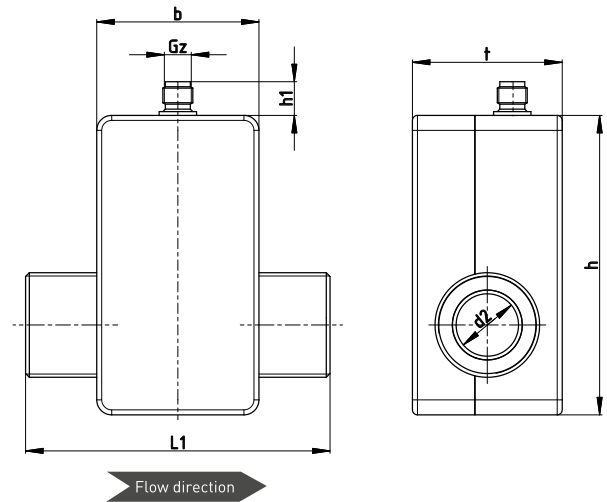
## VMZ03 / VMZ06 / VMZ08 / VMZ15 / VMZ20



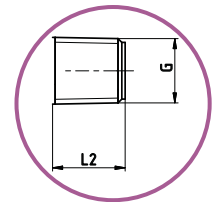
NPT version



## VMZ25



NPT version



## Dimensions [mm]

Type	L1	L2	G	d2	b	Gz	h	h1	t	i
VMZ03	85	13	G $\frac{3}{8}$ B	∅ 3	58	M12 x 1	89	13.5	36	
VMZ06	85	13	G $\frac{1}{2}$ B	∅ 8	58	M12 x 1	89	13.5	36	2
VMZ08	85	13	G $\frac{1}{2}$ B	∅ 8	58	M12 x 1	89	13.5	36	
VMZ15	90	16	G $\frac{3}{4}$ B	∅ 14	58	M12 x 1	89	13.5	36	
VMZ20	90	16	G1 B	∅ 18	58	M12 x 1	89	13.5	36	
VMZ25	122	28,5	G1 $\frac{1}{4}$ B	∅ 25	65	M12 x 1	120	13.5	60	

## Dimensions [inch]

VMZ03	3.68	0.67	$\frac{3}{8}$ - 18 NPT	∅ 0.118	2.28	M12 x 1	3.5	0.53	1.42	
VMZ06	4	0.83	$\frac{1}{2}$ - 14 NPT	∅ 0.315	2.28	M12 x 1	3.5	0.53	1.42	0.08
VMZ08	4	0.83	$\frac{1}{2}$ - 14 NPT	∅ 0.315	2.28	M12 x 1	3.5	0.53	1.42	
VMZ15	4.02	0.83	$\frac{3}{4}$ - 14 NPT	∅ 0.551	2.28	M12 x 1	3.5	0.53	1.42	
VMZ20	4.41	1.02	1 - 11.5 NPT	∅ 0.708	2.28	M12 x 1	3.5	0.53	1.42	
VMZ25	4.8	1.04	1 $\frac{1}{4}$ - 11.5 NPT	∅ 0.984	2.56	M12 x 1	4.72	0.53	2.36	

## Materials

Not in contact with fluid	G thread	NPT thread
Housing	ABS	
In contact with fluid		
Electrodes and earthing rings	Stainless-steel 1.4404 or Hastelloy C <sup>®</sup> *	
Measuring pipe and process connections	POM or PVDF	PVDF (POM on request)
O-rings	EPDM or FKM for version with Hastelloy C <sup>®</sup>	

\* Available for VMZ03, VMZ06, VMZ08 and VMZ25 (other nominal sizes on request)

Order code				
Flow range				
0.1...2 l/min	VMZ032S1			4000
0.25...5 l/min	VMZ063S1			4000
1...20 l/min	VMZ083S1			4000
2.5...50 l/min	VMZ154S1			4000
5...200 l/min	VMZ205S1			4000
12.5...250 l/min	VMZ256S2			4000
Measuring pipe				
POM		DE		
PVDF		PE		
POM, Electrodes and earthing rings made of Hastelloy C®		DB*		
PVDF, Electrodes and earthing rings made of Hastelloy C®		PB*		
Output signal				
Frequency signal (Push-Pull)			GY	
Frequency signal (Push-Pull) and Analogue signal 4...20 mA			AY	
Frequency signal (Push-Pull) and Analogue signal 0.5...10 V			VZ	
<b>Example order number</b>	<b>VMZ032S1</b>	<b>PE</b>	<b>GY</b>	<b>4000</b>


\* Available for VMZ03, VMZ06, VMZ08 and VMZ25 (other nominal sizes on request)

Order code [US version]				
Flow range				
0.026...0.53 US gpm	VMZ03BS1			400A
0.066...1.3 US gpm	VMZ06CS1			400A
0.26...5.3 US gpm	VMZ08CS1			400A
0.66...13.2 US gpm	VMZ15DS1			400A
1.3...53 US gpm	VMZ20ES1			400A
3.3...66 US gpm	VMZ25FS2			400A
Measuring pipe				
PVDF		PE		
PVDF, Electrodes and earthing rings made of Hastelloy C®		PB*		
Output signal				
Frequency signal (Push-Pull)			GY	
Frequency signal (Push-Pull) and Analogue signal 4...20 mA			AY	
Frequency signal (Push-Pull) and Analogue signal 0.5...10 V			VZ	
<b>Example order number</b>	<b>VMZ03BS1</b>	<b>PE</b>	<b>GY</b>	<b>400A</b>

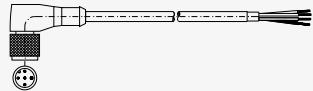


\* Available for VMZ03, VMZ06, VMZ08 and VMZ25 (other nominal sizes on request)



## Accessories



Connection cable

Order code				
Accessories		Length [m]	Length [inch]	Order number
	Connection cable with 4-pin cable socket M12 x 1, angle type moulded lead, sheathing material PUR, shielded, (Tmax = 80 °C / 176 °F), UL-approval	3 m	10 ft	XVT2053
		5 m	16 ft	XVT2009
		10 m	33 ft	XVT2070
	4 pin cable socket M12 x 1 angle type, unassembled			VT1331
	Cable adapter M12 x 1, NPN 4 pin version, angle type for adaptation to model series VMZ (until 2019)			XVMI146

