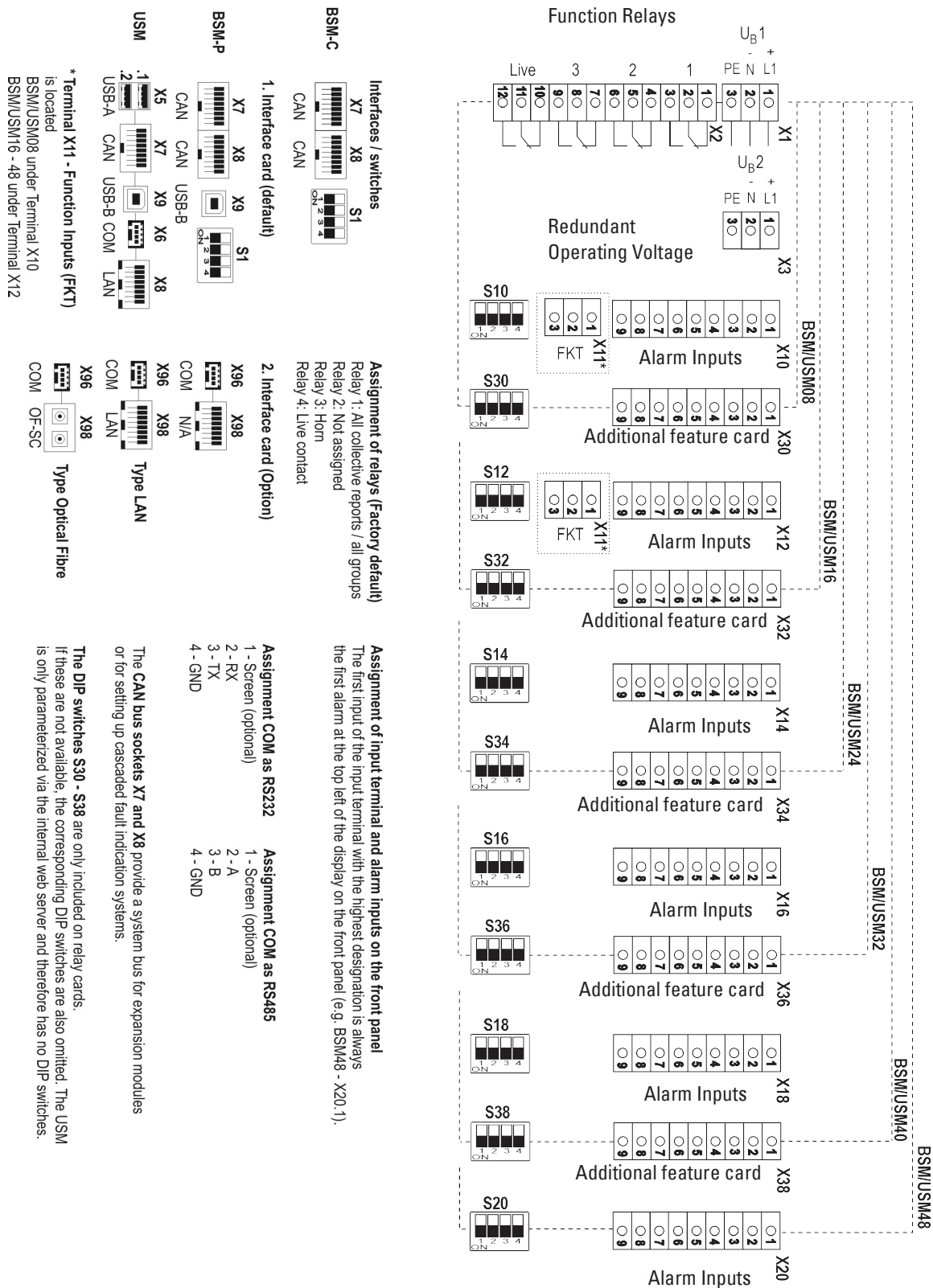


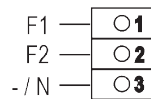
→ Terminal assignment



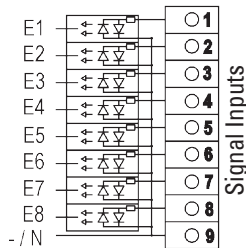
Subject to technical changes without prior notice.

→ Detailed terminal assignment

Function Inputs



Signal Inputs

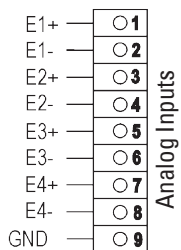


Optionally, additional feature cards can be integrated in 4 Analog Inputs and 8 Relay Outputs versions. Analog Inputs have blue terminals for better differentiation. Analog Inputs are always arranged in ascending order, starting with the least significant terminal number (X30). If there are still relay cards in the fault annunciator, they are arranged to the right.

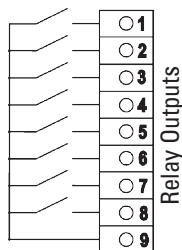
Example:

If 3 analog inputs and 2 relay cards are installed in a fault annunciator with 40 inputs, the analog input cards are located in slots X30, X32 and X34 and the two relay cards in slots X36 and X38.

Analog Inputs



Relay Outputs



Subject to technical modifications